




PR 6130/08, PR 6130/04N, 64S, 68S, PR 6135(A), 6136(A)



Cable junction boxes Extension cable

- Complete connection between load cells and weighing controller
- Cable junction boxes:
heavy duty housing made from plastics, aluminium or stainless steel
protection class IP 65 – IP 69K
- Installation cable:
 - Signal transmission over long distances without problems
 - Very good chemical resistance
 - Insensitive to disturbances because of double screening

PR 6130/08

The plastic cable junction box PR 6130/08 is a simple solution to connect extension cable and load cells. Nevertheless, the small details make the difference, such as high insulation resistance, suppression of the propagation of parasitic currents...

This junction boxes serves for connecting 1 to 8 load cell cables and one extension cable PR 6135. Two cable glands for 4 cables each are for the load cells, one M20 cable gland is for the extension cable. The cable wires are connected separately, e.g. all wires for "supply +" end at one terminal block; the screens are separately connected, too.

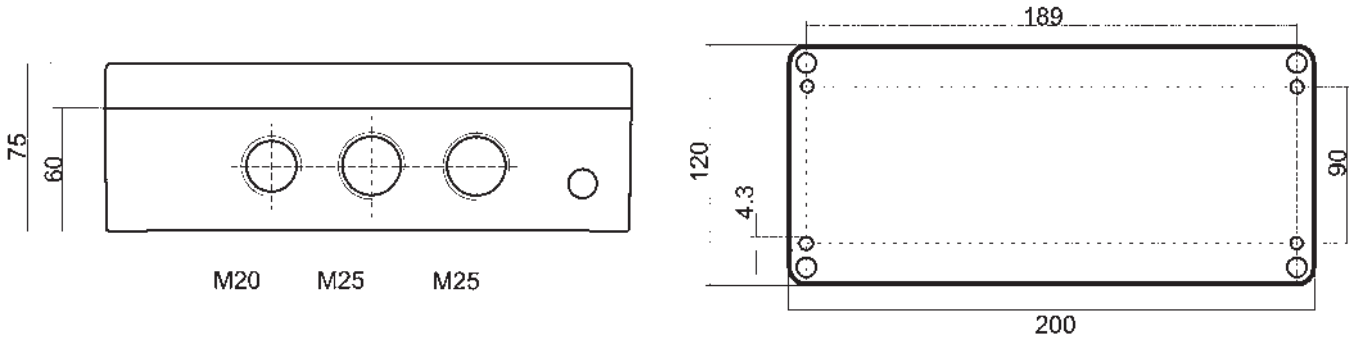
PR 6130/04N, PR 6130/64S, PR 6130/68S

The cable junction boxes PR 6130/04N and PR 6130/6.. are the best solution for connecting load cell and extension cable. They cover the whole spectrum of applications: application in hazardous areas, W&M and non-W&M weighing systems. Moreover, the stainless steel versions may be used in highly corrosive zones as well as in the extremely clean areas of the pharmaceutical industry. The cable junction boxes PR 6130/64S and PR 6130/68S are made of stainless steel whereas the cable junction box PR 6130/04N is made of painted aluminium (grey). The cable junction boxes PR 6130/04N and 6130/64S connect up to 4 load cells and the cable junction box PR 6130/68S up to 8 load cells with one extension cable in six wire technique.

PR 6135, PR 6136, PR 6135(A), PR 6136(A)

The extension cables PR 6135/PR 6136, PR 6136(A) and PR 6135(A) are developed for the special requirements of weighing in industrial area. The cables bridge the distance between cable junction box and the weighing electronics. Its extremely safe signal transmission is due to the double screening: first, every measuring wire is screened separately and second, the cable is additionally screened as a whole. You use the blue extension cable PR 6136/PR 6136(A) for hazardous area installations, the grey extension cable PR 6135/PR 6135(A) is sufficient for all other applications. The cable is silicone free, flame resistant and halogen free and highly resistant to external influences.

Plastic cable junction box PR 6130/08



Dimensions in mm

Technical data

Degree of protection

According to IEC 529: IP 65
According to NEMA 4X

Mounting position

Cable entry from the bottom

Number of load cells

1... 8

Material of the cable junction box

Polycarbonate

Colour of the cable junction box

Grey

Weight

Net 0.5kg
With packing 0.87kg

Ambient temperature

-30°C... +70°C (-22°F... +158°F)

Storage and transportation

-40°C... +80°C (-40°F... +176°F)

Insulation impedance

(At ambient temperature and 95% relative humidity and 100V_{DC})

Wire - wire > 1000MΩ
Wire - screen > 1000MΩ
Wire - housing > 1000MΩ

Accessories

(Supplied with the cable junction box)

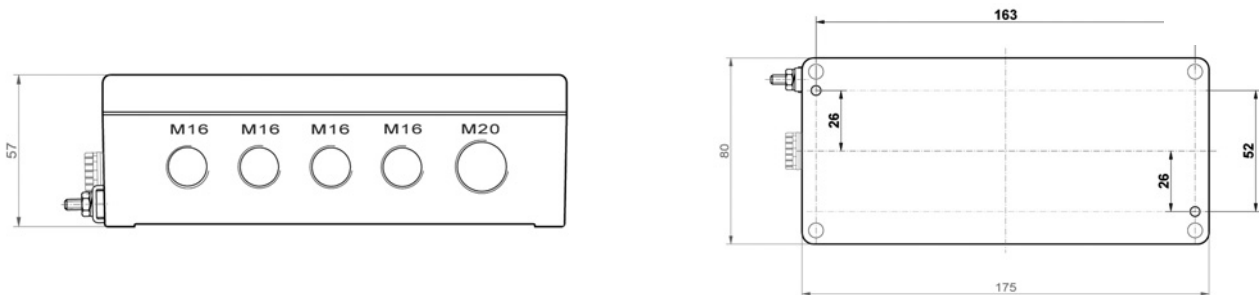
- 2 cable glands M 25 for 4 load cell cables
- 1 cable gland M 20
- 1 instruction manual
- 1 drilling template

Order information

Type	Description	Packing	Weight net/gross	Order number
PR6130/08	Cable junction box	250 x 180 x 90mm	0.5/0.87kg	9405 361 30081

Universal cable junction box PR 6130/04N

6130/04N

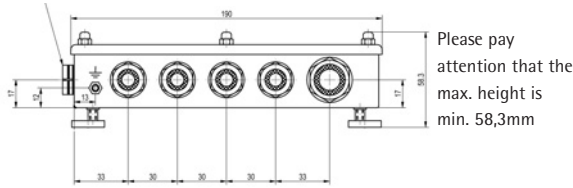


Dimensions in mm

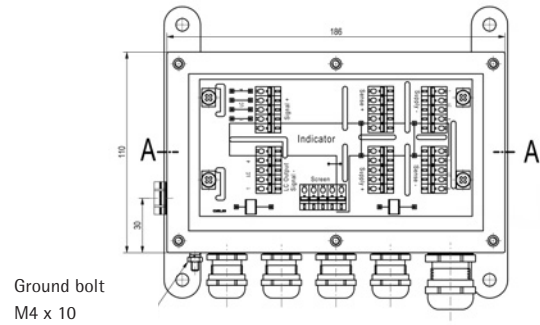
Universal cable junction boxes PR 6130/64S, PR 6130/68S

6130/64S

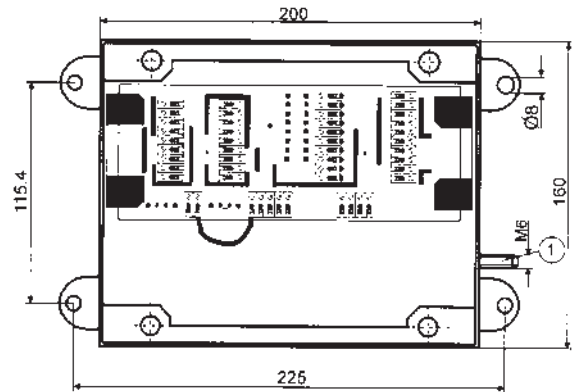
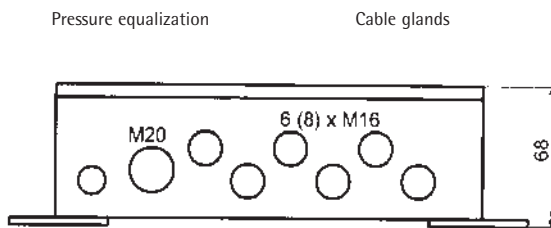
Pressure equalisation valve 5 x EEx i cable glands PA blue
M12 Gore 1 x VG M20, 4 x VG M16



Dimensions of the cable junction box PR 6130/64S



6130/68S



Dimensions in mm

Technical data

Degree of protection

PR 6130/04N: IP 68
PR 6130/64S: IP 68 / IP 69K
PR 6130/68S: IP 68 / IP 69K

Mounting position

Cable entry from the bottom

Number of load cells

PR 6130/04N: 1... 4
PR 6130/64S: 1... 4
PR 6130/68S: 1... 8

Protection against overvoltages

Built-in (surge arrestors A81C90X)

Material of the cable junction box

N-version: aluminium
S-version: stainless steel
1.4404, AISI 316L
1.4301, AISI 304

Surface of the cable junction box

N-version: aluminium, grey painted
S-version: electro polished

Ambient temperature

-30°C... +60°C (-22°F...+140°F)

Storage and transportation

-40°C... +80°C (-40°F...+176°F)

Insulation impedance

(At ambient temperature and 95% relative humidity and 100V_{DC})
Wire - wire > 5000MΩ
Wire - screen > 5000MΩ
Wire - housing > 5000MΩ

Test voltage (1min)

500V_{AC}

Explosion protection for PR 6130/64S, PR 6130/68S

II 2G EEx ib IIC T6
II 3G EEx nA II T4
II 1D T85°C IP 68

Protection against irradiation

According to EN 61000-4-3

Vibration test

IEC 68-2-6 Fc with 30g, 6 hours in all 3 axes

Accessories

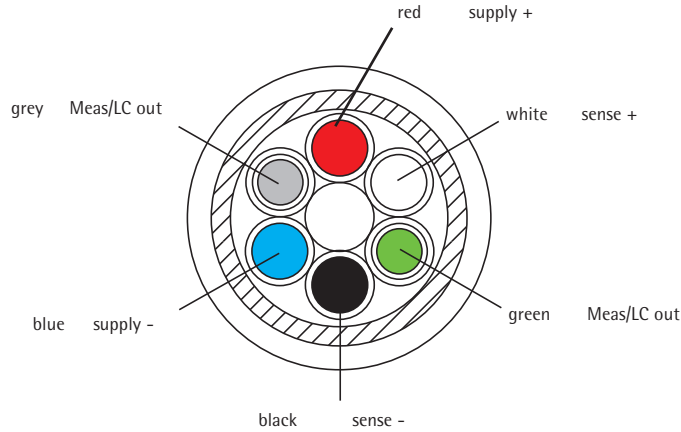
(Include in the delivery)

- 4 (8) cable glands M 16 (for load cells)
- 1 cable gland M 20 (for extension cable)
- 1 pressure equalisation valve
- 1 label for hazardous area application
- 1 instruction manual
- 1 drilling template

Order information

Type	Description	Packing	Weight net/gross	Order number
PR6130/04N	Cable junction box	240 x 170 x 70mm	0.66/0.73kg	9405 361 30041
PR6130/64S	Stainless steel cable junction box	195 x 160 x 58mm	1.6/1.7kg	9405 361 30642
PR6130/68S	Stainless steel cable junction box	260 x 180 x 70mm	1.6/1.7kg	9405 361 30682

Extension cable PR 6135, PR 6136, PR 6135A, PR 6136A



Wire	Cross section	Function
red	0.75mm ²	+ supply
blue	0.75mm ²	- supply
white	0.75mm ²	+ sense
black	0.75mm ²	- sense
green	0.56mm ²	+ Meas/LC out
grey	0.56mm ²	- Meas/LC out

Technical data

Cable diameter

PR 6135: 9mm, PR 6136: 11mm
PR 6135(A), PR 6136(A): 13mm

Bending radius	PR 613x	PR 613xA
Fixed installation	55mm	130mm
Repeated bending	165mm	260mm

Degree of protection

IP 68 (in combination with cable glands)

Insulation impedance

Wire/wire $\leq 5000M\Omega \times km$
Wire/screen $\leq 5000M\Omega \times km$

Resistance of a wire at 20°C

Supply and sense $0.75mm^2 \leq 26\Omega/km$
Output $0.56mm^2 \leq 35\Omega/km$

Cable capacity

6135	230 pF/m
6136	230 pF/m
6135A	230 pF/m
6136A	230 pF/m

Cable inductivity

6135	0.63 $\mu H/m$
6136	0.63 $\mu H/m$
6135A	0.63 $\mu H/m$
6136A	0.63 $\mu H/m$

Temperature range

operation and storage
-60°C... +95°C (-76°F... +203°F)

Test voltage

500V (50Hz, 1min)
VDE 0472 part 508 test B

Resistant against oil

EN 60811-2-1

Resistant against flames

EN 50265-2-1, IEC 60332-1

Order information

Type	Description		Packing	Weight gross	Order number
PR6135/01	Extension cable grey	min. 51m	ring		9405 361 35012
PR6135/11	Extension cable grey	10m	ring	1.8kg	9405 361 35112
PR6135/21	Extension cable grey	20m	ring	3.8kg	9405 361 35212
PR6135/31	Extension cable grey	30m	ring	5.2kg	9405 361 35312
PR6135/51	Extension cable grey	50m	ring	8.2kg	9405 361 35512
PR6135/12	Extension cable grey	100m	ring	13kg	9405 361 35122
PR6135/32	Extension cable grey	300m	ring	42kg	9405 361 35322
PR6135/01A	Extension cable grey	min. 1m	ring		9405 361 35019
PR6135/22A	Extension cable grey	200m	ring	43kg	9405 361 35229
PR6136/01	Extension cable blue	min. 1m	ring		9405 361 36011
PR6136/51	Extension cable blue	50m	ring	8.6kg	9405 361 36511
PR6136/12	Extension cable blue	100m	ring	18kg	9405 361 36121
PR6136/32	Extension cable blue	300m	ring	55kg	9405 361 36321
PR6136/01A	Extension cable blue	min. 1m	ring		9405 361 36019
PR6136/22A	Extension cable blue	200m	ring	43kg	9405 361 36229

Specifications subject to change without notice.

Printed in Germany.
n/sart • C
9498 761 30081
Version 03.2008

Sartorius Mechatronics T&H GmbH
Meiendorfer Straße 205
22145 Hamburg, Germany
Tel. +49.40.67960.303
Fax +49.40.67960.383
www.sartorius-mechatronics.com